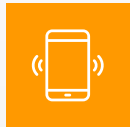
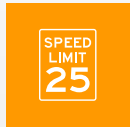


# LET'S KEEP YOURSELF AND OTHERS **SAFE:**



**Never text and drive.**




**Follow posted speed limits.**



**Do not drive or park in a bike lane.**



**Allow at least 3 feet when you pass someone who is bicycling.**



**Come to a complete stop at red lights and stop signs, including when turning right.**



**Look for people biking and walking before making a turn in any direction.**



**After parking, look over your left shoulder for someone approaching on a bicycle before opening your car door.**

**We all share the responsibility to keep our roadways safe. To save lives, we have to watch out for each other!**

Each year, about 1,500 pedestrians and 550 bicyclists are hit by cars on Connecticut roadways, leading to serious injuries and fatalities. Watch for Me CT is a statewide campaign aimed at reducing those numbers through awareness, education, and enforcement.

The program began in 2017 in response to a one-week period in December 2016 with 9 serious crashes involving pedestrians, resulting in 8 fatalities. It is spearheaded by the Connecticut Department of Transportation (CT DOT) and Connecticut Children's Injury Prevention Center.

Watch for Me CT increases the overall visibility of pedestrian and bicyclist safety issues through public service messages and community engagement efforts such as events and partnerships. The program also provides educational materials to leaders such as government staff, pedestrian and bicycle advocates, city planners, law enforcement agencies, engineers, public health professionals, the media, influencers, elected officials, parents, and educators.



# SHARING THE ROAD: TIPS FOR EVERY MOTORIST

Learn more at [watchformect.org](https://www.watchformect.org)



# INTERACTING WITH BIKE LANES:



**SHARED LANE MARKING**

Motorists may legally cross the double yellow line in order to safely pass a person riding a bicycle, as long as the oncoming lane is clear.

Shared lane markings, also called sharrows, indicate a shared travel lane for bicycles and cars.



**STANDARD BIKE LANE**

Merge into bike lanes to make a right turn, yielding to bicycles.

Bike lanes give bicycles and cars their own spaces, making it safer to pass legally.



**BUFFERED BIKE LANE**

Do not drive on or park in the painted buffer or in the buffered bike lane.

Buffered bike lanes provide additional space between bicycles and cars. The extra space makes both cycling and driving more comfortable.



**SEPARATED BIKE LANE**

Turn with caution and watch out for bicycles.

Separated bike lanes are divided from regular travel lanes by physical barriers.



**GREEN BIKE LANE**

Yield to bicycles when crossing the green bike lane.

Green pavement highlights areas where people driving and cycling should pay extra attention. Green pavement is often used at locations where people driving need to cross over the bike lane.

## TURNING RIGHT WITH A BIKE LANE:

